



Since 2014



**RAJDHANI TECHNOLOGY**  
*A Capital of Innovations*



Visit for More

Create The Value, Share The Value,  
Aiming To Be The Most Valuable  
Supplier of Embroidery & Quilting Machine.

**Mr. R. S. Kumawat**  
(Director)



RT is identity of Pinkcity Jaipur Rajasthan known for professional Supplier of super speed Computerized Embroidery Machine and Quilting Machines with long time industry experience, with a target of the best Quality and after Sale Service with efforts and development for the company strong technical force.

Since the company established in 2014 it adhered to the develop policy which keeps high quality as life and customer interest as center, devote itself to technological innovation, product quality management and customer satisfaction, continuously strengthen internal management. The "RT" brand Computer Embroidery Machine and Quilting Machines produced from OEM china company has full kinds, superior performance and high quality We can produce all kinds specification machine according to customer's requirement We can product the machine upto 176 heads, 15 needles and 1750mm x 1700mm embroidery scale. The company keeps "enterprising, pioneering" as spirit of enterprise and "first-class management, first-class service" as its mission, and meeting customer's requirement is the always pursuit.

Sincerely cooperate and work out blueprint together, Rajdhani Technology looks forward to working with you hand in hand to create a better tomorrow!

## RT VARIANTS

**TCL (LM TYPE) TUBULAR COMPACT EMBROIDERY MACHINE**

**Model No. : RT/TCL-12-01/500\*400**

Page : 01

**DOUBLE HEADS EMB. MACHINE**

**Model No. : RT/12-02/500\*400**

Page : 02

**SINGLE HEAD EMBROIDERY MACHINE WITH TWIN  
SEQUINS+ TWIN BEADS +CORDING**

Page : 03

**SINGLE HEAD EMBROIDERY MACHINE WITH TWIN SEQUINS +CORDING**

**Model No. : RT/12-01/ 1200\*500**

Page : 04

**FLAT SINGLE HEAD EMBROIDERY MACHINE**

**Model No. : RT/12-01/1200\*700**

Page : 05

**SINGLE HEAD MIXED TAPING EMBROIDERY MACHINE**

**Model No. : RT/112-01-350/1200\*550**




Page : 06

**SINGLE HEAD MIXED CHENILLE EMBROIDERY MACHINE**

**Model No. : RT/6-12-01-350/1200\*550**

Page : 07

**SPARE PARTS AVAILABLE – Call : 9116058888**



# TCL (LM TYPE) TUBULAR COMPACT EMBROIDERY MACHINE

**RT / T CL - 12 01 / 500\*400**



## OPTIONAL HIGHLIGHTS

- All new full touch screen, the most compact, lightest and slimmest than ever, but more efficient and powerful.
- "LM" type structure combines the regular high speed arm, reaching 1200 SPM speed and the easiest maintenance.
- Lighter to 175 kilos and portable for placing in home and small tailor shop. It is the best for business starter.
- Sufficient optional gadgets avails you to EMB on cap, t-shirt, jacket, pocket, belt, bag, table cloth, shoes, pants.
- Overhead suspending driving system in Y axis meets the demand of embroidery on shoes and oversized bag, etc.
- Optional devices, single sequin, dual sequin, easy cording and boring devices make your EMB more creative.

## OPTIONS

- Cap Drive & Frame
- Garment Hoop
- Sock Clip
- Shoe & Bag Clip

## REGULAR MODELS

Model	Needles	Heads	Head Space	Emb. Area	L / W / H (Without Table)	L / W / H (With Table)	Net / Gross Weight
TCL-1201	12	1	N/A	500 * 400	750 * 800 * 1550mm	860*1230*1550mm	180kg / 260kg
TCL-1202	12	2	500	500 * 400	1300 * 800 * 1550mm	1300*1230*1550mm	280kg / 370kg
TCL-1203	12	3	400	400 * 500	1420 * 980 * 1550mm	1780*1510*1550mm	450kg / 650kg
TCL-1204	12	4	400	400 * 500	2030 * 980 * 1550mm	2030*1510*1550mm	550kg / 750kg

• 12 NEEDLES MODEL IS SUGGESTED. 15 NEEDLES MODEL IS OPTIONAL.



BACKPACK EMB\*



SHOES EMB\*



POCKET EMB\*



BACKPACK EMB\*



CAP EMB\*



Visit for Video

## DOUBLE HEAD EMB. MACHINCE

**RT / 12 02 / 500\*400**

HEAD NO.

AREA IN X/Y  
AXIS

NEEDLE NO.



Visit for Video

FOR YOUR EMB+ STYLE



OPTIONS



HOOP FOR GARMENT



CAP DRIVE & CAP FRAME



FLAT BORDER FRAME

REGULAR MODELS

Model	Needles		Max Speed	EMB Area		Machine Size	Packing Size	G.W / N.W
	12	15		Flat Area	Cap Area			
1201	<input checked="" type="checkbox"/>	<input checked="" type="checkbox"/>	1200SPM	500*400	75*270	750*800*1420	1140*850*1020	175KG / 290KG
1202	<input checked="" type="checkbox"/>	<input checked="" type="checkbox"/>	1200SPM	500*400	75*270	1300*800*1420	1143*1140*1050	270KG / 370KG

Heads	Single/Double	Needle	12/15
Max. EMB Area	500*40mm	Max Speed	1200 SPM
Power Input	110V. 220V.		
Monitor	Latest Dahao touch control system 7/10 inch (optional)		
Language	Chinese, English, Spanish, Turkish, Russian, French, Portuguese, Arabic, Thai, Italian, German, Dutch, Polish		



# SINGLE HEAD EMBROIDERY MACHINE WITH TWIN SEQUINS+ TWIN BEADS +CORDING

**RT / 12 01 / 500\*1200**

NEEDLE NO.


EM. AREA IN X/Y AXIS

HEAD NO.

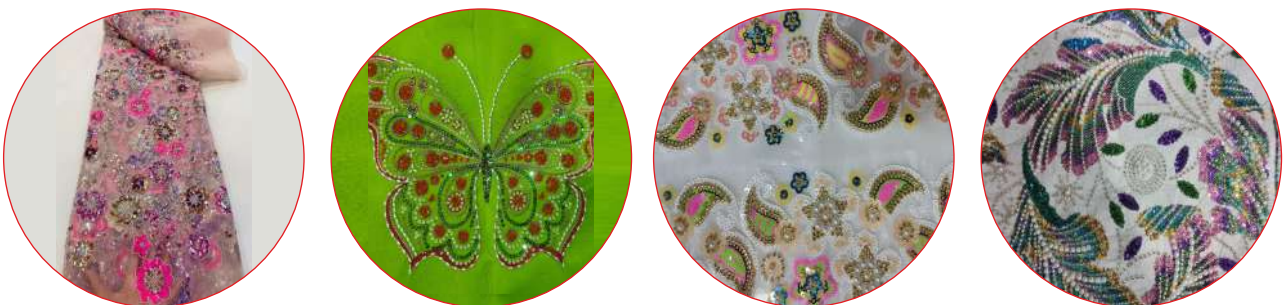


Visit for Video

FOR YOUR EMB<sup>+</sup> STYLE



## HIGHLIGHTS



## REGULAR MODELS

Model	Needles	Heads	Head Space	Emb. Area	L / W / H (Without Table)	L / W / H (With Table)	Net / Gross Weight
1201	12	1	N/A	1200 * 500	1910 * 980 * 1380mm	2100 * 1570 * 1550mm	310kg / 340kg
1201	12	1	N/A	500 * 500	750 * 980 * 1380mm	1130 * 1570 * 1550mm	240kg / 270kg
1202	12	2	N/A	500 * 500	1130 * 980 * 1380mm	1130 * 1570 * 1550mm	340kg / 370kg

• 12 NEEDLES MODEL IS SUGGESTED. 15 NEEDLES MODEL IS OPTIONAL.

## SINGLE HEAD EMBROIDERY MACHINE WITH TWIN SEQUINS +CORDING

**RT / 12 01 / 1200\*500**

NEEDLE NO.

HEAD NO.

EM. AREA IN X/Y AXIS




Visit for Video

### OPTIONAL HIGHLIGHTS

- All new full touch screen, compact and slim, up to max. 1200x500mm embroidery area, but more efficient and powerful.
- "LM" type structure combines the regular high speed arm, reaching 1200 SPM speed and the easiest maintenance.
- Lighter to 310 kilos and portable for placing in home and small tailor shop. It is the best for business starter.
- Sufficient optional gadgets avails you to EMB' on cap, t-shirt, jacket, pocket, belt, bag, table cloth, shoes, pants.
- Overhead suspending driving system in Y axis meets the demand of embroidery on shoes and oversized bag, etc.
- Optional devices, single sequin, dual sequin, easy cording and boring devices make your EMB more creative.

### FOR YOUR EMB+ STYLE



### OPTIONS

- CAP DRIVE & FRAME
- LASER CUTTING
- THERMAL CUTTING
- SHOE & BAG CLIP

### REGULAR MODELS

Model	Needles	Heads	Head Space	Emb. Area	L / W / H (Without Table)	L / W / H (With Table)	Net / Gross Weight
1201	12	1	N/A	1200 * 500	1910 * 980 * 1380mm	2100 * 1570 * 1550mm	310kg / 340kg
1201	12	1	N/A	500 * 500	750 * 980 * 1380mm	1130 * 1570 * 1550mm	240kg / 270kg
1202	12	2	N/A	500 * 500	1130 * 980 * 1380mm	1130 * 1570 * 1550mm	340kg / 370kg

• 12 NEEDLES MODEL IS SUGGESTED. 15 NEEDLES MODEL IS OPTIONAL.



## FLAT SINGLE HEAD EMBROIDERY MACHINE

**RT / 12 01 / 1200\*700**

NEEDLE NO.

HEAD NO.

EM. AREA IN X/Y AXIS



Visit for Video

### OPTIONAL HIGHLIGHTS

- All new full touch screen, compact and slim, up to max. 1200x700mm embroidery area, but more efficient and powerful.
- "P" type structure combines the regular high speed arm, reaching 1200 SPM speed and the easiest maintenance.
- Light and portable for placing in home and small tailor shop. It is the best for business starter.
- Sufficient optional gadgets avails you to EMB on cap, t-shirt , jacket, pocket, belt, bag, table cloth, shoes, pants.
- Overhead suspending driving system in Y axis meets the demand of embroidery on shoes and oversized bag, etc.
- Optional devices, single sequin, dual sequin , easy cording and boring devices make your EMB more creative.

### REGULAR MODELS

Model	Needles	Heads	Head Space	Emb. Area	L / W / H (Without Table)	L / W / H (With Table)	Net / Gross Weight
1201	12	1	N/A	1200 * 700	1620 * 2010 * 1550mm	1620 * 2010 * 1550mm	350kg / 500kg

• 12 NEEDLES MODEL IS SUGGESTED. 15 NEEDLES MODEL IS OPTIONAL.

### FOR YOUR EMB+ STYLE





## SINGLE HEAD MIXED TAPING EMBROIDERY MACHINE

**RT / 1 12 01 350 / 1200\*550**

HEAD GROUP NO.

AREA IN X/Y AXIS

FLAT NEEDLE NO.

GROUP SPACE



Visit for Video

### OPTIONAL HIGHLIGHTS

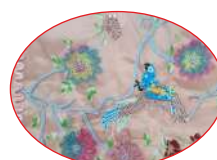
- All new full touch screen, the most compact, lightest and slimmest than ever, but more efficient and powerful.
- "LM" type structure combines the regular high speed arm, reaching 1200 SPM speed and the easiest maintenance.
- The most portable mix taping & flat machine, for placing in small tailor shops. Just made for a business starter.
- Compact in size, more advanced features, EMB' & taping, cording... on tubular products, up to 1200\*550 area.
- Overhead suspending driving system in Y axis meets the demand of embroidery on shoes and oversized bag, etc.
- Optional devices, single sequin, dual sequin, easy cording and boring devices make your EMB' more creative.

### REGULAR MODELS

Model	Needles	Heads	Head Space	Emb. Area	L / W / H (Without Table)	L / W / H (With Table)	Net / Gross Weight
11201	1+12	1+1	N/A	1200 * 550	1910 * 980 * 1550mm	2400 * 1570 * 1550mm	360kg / 500kg
11201	1+12	1+1	N/A	1200 * 700	1850 * 2010 * 1550mm	1850 * 2010 * 1550mm	460kg / 600kg

### ALL ROUND PLAYER FOR BUSINESS STARTER EMB\*

#### OPTIONS



FASHION EMB\*



CAP EMB\*



FASHION EMB\*



CORDING EMB\*



COILING EMB\*



TAPING EMB\*

## SINGLE HEAD MIXED CHENILLE EMBROIDERY MACHINE

**RT / 6 12 01 350 / 1200\*550**

HEAD GROUP NO.			AREA IN X/Y AXIS
FLAT NEEDLE NO.		GROUP SPACE	



Visit for Video


### OPTIONAL HIGHLIGHTS

- > All new full touch screen, the most compact, lightest and slimmest than ever, but more efficient and powerful.
- > "LM" type structure combines the regular high speed arm, reaching 1200 SPM speed and the easiest maintenance.
- > The most portable mix chenille & flat machine, for placing in small tailor shops. Just made for a business starter.
- > Compact in size, more advanced features, EMB & loop/chain stitch on tubular products, up to 1200\*550 area.
- > Overhead suspending driving system in Y axis meets the demand of embroidery on shoes and oversized bag, etc.
- > Optional devices, single sequin, dual sequin, easy cording and boring devices make your EMB more creative.

### REGULAR MODELS

Model	Needles	Heads	Head Space	Emb. Area	L / W / H (Without Table)	L / W / H (With Table)	Net / Gross Weight
61201	6+12	1+1	N/A	1200 * 550	1910 * 980 * 1550mm	2400 * 1570 * 1550mm	360kg / 500kg
61201	6+12	1+1	N/A	1200 * 700	1850 * 2010 * 1550mm	1850 * 2010 * 1550mm	460kg / 600kg


### ALL ROUND PLAYER FOR BUSINESS STARTER EMB\*





# APPLICATIONS

Unique Design





# **RAJDHANI TECHNOLOGY**

*A Capital of Innovations*

**Head Office** : 87, Tilak Residency, Gokulpura, Kalwar Road, Jhotwara, Jaipur

**Jaipur Office II** : Shop No. 93, Aashind Nagar, Scheme Nagar-8, New Sanganer Road, Sanganer, Jaipur

**Branch Office** : Khasra No. 30, Sundardas Ismark Ke Pass, Jaipur Gate, Sanganer, Jaipur

**Delhi Office** : C-60 Besment Sector 63 Noida Uttar Pradesh

**Call** : 9887688088, 7688800800 | **E-Mail**: rajdhanionline2014@gmail.com | **Web**: www.rtindia.co.in